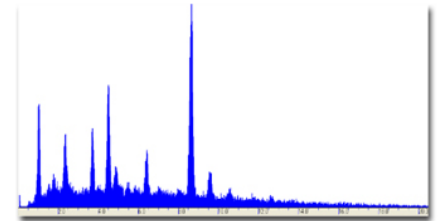
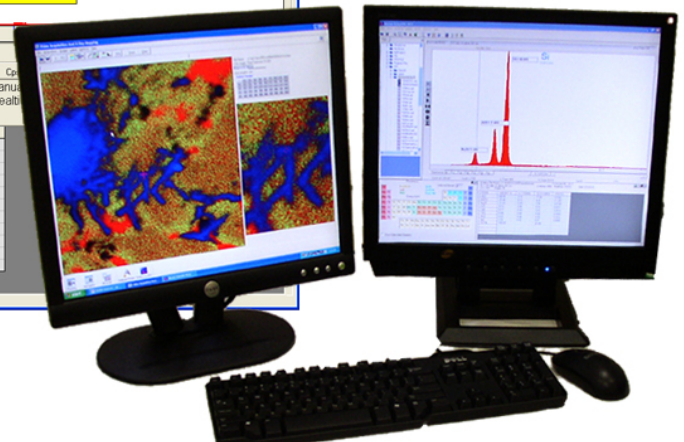
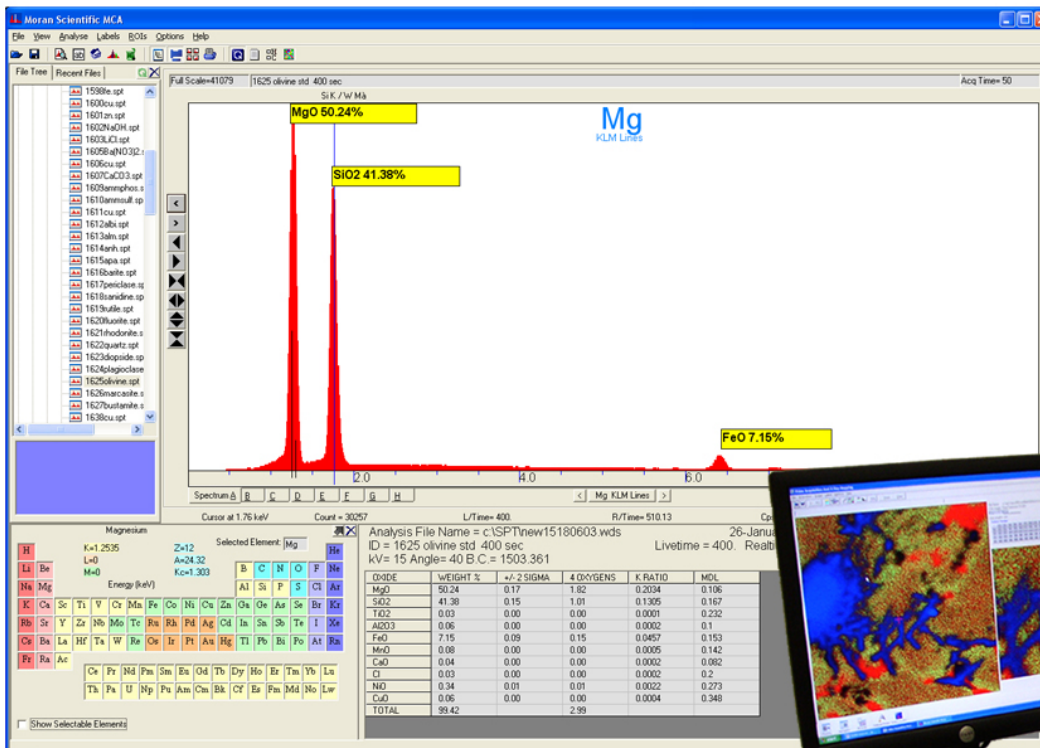


MORAN SCIENTIFIC

www.moranscientific.com.au Pty Ltd



- * Bulk, Thin and Standardless Models for up to 99 elements.
- * Automatic Quantitation from peaks, labels or existing analysis files.
- * Step by step guide feature for new users, to create standards or standardless analysis files.



- * Automatic Peak search and labeling.
- * Quantitation results are updated as spectrum is acquired.
- * Overlap correction and sum peak correction.
- * Self checking spectrum calibration on all spectra.
- * Display theoretical peaks individually or super-imposed on spectra.
- * Comparison of 2 to 4 spectra and ability to display spectra in log scale.
- * Easy to setup Region's of Interest which can be saved, loaded or even automatically generated from quantitative information.
- * Moveable or fixed labels with adjustable size and fonts.
- * Automatically save spectrum and bitmaps of spectrum.
- * File Navigator, File Browser and Recent File Trees, for easy access to all your work.
- * Multiple Detector combined quantitative results.
- * Send Results directly to Moran Scientific Reporter or cut and paste results to other Windows' programs.
- * A complete on-line help, plus manuals and user friendly guides.

and more...